

Animating emojis on evive's display



In this Activity, First We will learn how to display custom emojis on evive's display using PictoBlox and then create a script to animate emojis.


COMPONENTS REQUIRED

evive, USB cable, Laptop/PC

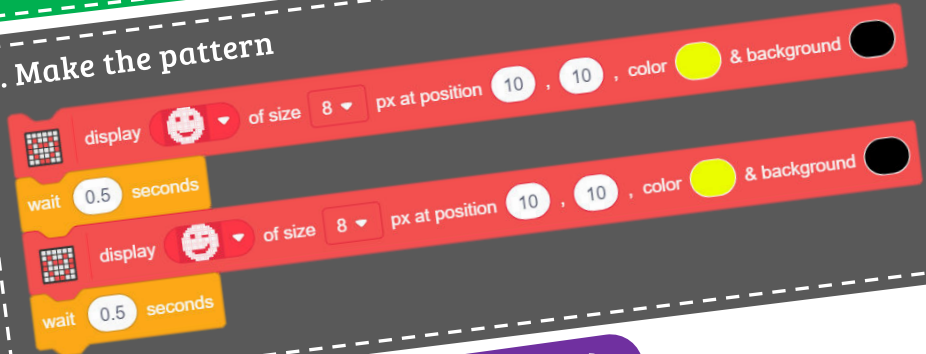
NAME

CLASS & SECTION

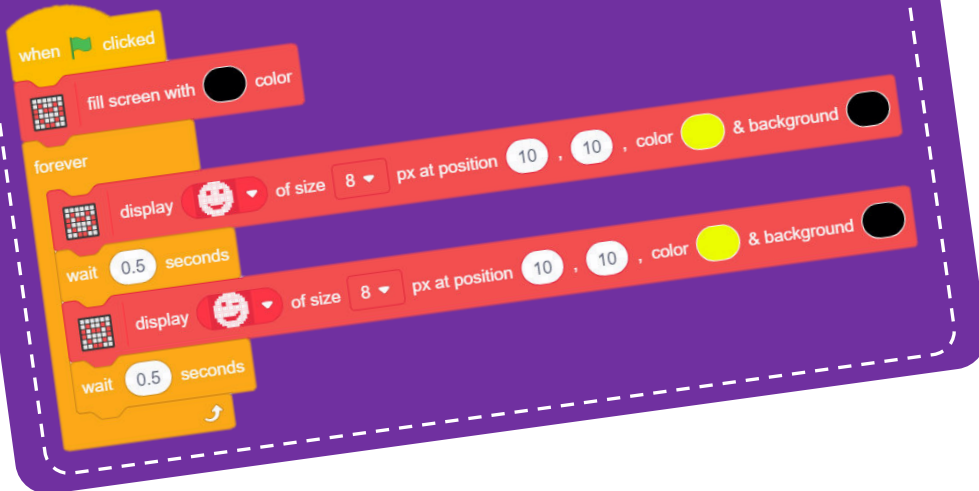
1. Drag the display block



2. Make the pattern



3. Finalize the script



CHALLENGE

What will happen if I reduce the timings inside wait block to 0.1 seconds?

.....
.....